

Features

- 3 ~ 16 ϕ , 85°C, 2,000 hours assured
- Chip type large capacitance capacitors
- Designed for surface mounting on high density PC board.
- RoHS Compliance



SPECIFICATIONS

| Items | Performance | | | | | | | | | | | | |
|---|---|---|----------------------|------|---|--------|------|--------------------------|------|------|-----------|-----------|---|
| Operating Temperature Range | -40°C ~ +85°C | | | | | | | | | | | | |
| Capacitance Tolerance | ±20% (at 120Hz, 20°C) | | | | | | | | | | | | |
| Leakage Current (at 20°C) | Rated Voltage | 6.3 ~ 100V | | | | | | 160 ~ 450V | | | | | |
| | Time | after 2 minutes | | | | | | after 5 minutes | | | | | |
| | Case size | 3 ~ 10 ϕ | | | 12.5 ~ 16 ϕ | | | 12.5 ~ 16 ϕ | | | | | |
| | Leakage Current | I = 0.01CV or 3 μ A, whichever is greater | | | I = 0.03CV or 4 μ A, whichever is greater | | | I = 0.04CV + 100 μ A | | | | | |
| Where, C = rated capacitance in μ F V = rated DC working voltage in V | | | | | | | | | | | | | |
| Dissipation Factor (Tan δ at 120Hz, 20°C) | Rated Voltage | 4 | 6.3 | 10 | 16 | 25 | 35 | 50 | 63 | 100 | 160 ~ 250 | 400 ~ 450 | |
| | 3 ~ 10 ϕ | 0.42 | 0.28 | 0.24 | 0.20 | 0.14 | 0.12 | 0.10 | 0.10 | 0.10 | - | - | |
| | 12.5 ~ 16 ϕ | - | 0.38 | 0.34 | 0.30 | 0.26 | 0.22 | 0.18 | 0.14 | 0.10 | 0.20 | 0.25 | |
| Low Temperature Characteristics (at 120Hz) | Impedance ratio shall not exceed the values given in the table below. | | | | | | | | | | | | |
| | Rated Voltage | 4.0 | 6.3 | 10 | 16 | 25 | 35 | 50 | 63 | 100 | 160 ~ 250 | 400 ~ 450 | |
| | Impedance Ratio | Z(-25°C) | ϕ D < 12.5 | 7 | 4 | 4 | 3 | 2 | 2 | 2 | 2 | - | - |
| | | /Z(+20°C) | ϕ D \geq 12.5 | - | 5 | 5 | 4 | 2 | 2 | 2 | 2 | 3 | 6 |
| | Z(-40°C) | ϕ D < 12.5 | 15 | 8 | 5 | 4 | 3 | 3 | 3 | 3 | - | - | |
| | /Z(+20°C) | ϕ D \geq 12.5 | - | 14 | 12 | 10 | 5 | 4 | 3 | 3 | 6 | 10 | |
| Load Life Test | Test Time | 2,000 Hrs | | | | | | | | | | | |
| | Capacitance Change | Within ±20% of initial value (4V: ±30%) | | | | | | | | | | | |
| | Dissipation Factor | Less than 200% of specified value (4V: ±300%) | | | | | | | | | | | |
| | Leakage Current | Within specified value | | | | | | | | | | | |
| * The above specifications shall be satisfied when the capacitors are restored to 20°C after the rated voltage applied for 2,000 hours at 85°C. | | | | | | | | | | | | | |
| Shelf Life Test | Test time: 1,000 hours; other items are the same as those for the load life test. The rated voltage shall be applied to the capacitors before the measurements for 160 ~ 450V (Refer to JIS C 5101-4 4.1). | | | | | | | | | | | | |
| Ripple Current & Frequency Multipliers | Freq.(Hz) | | 50 | 120 | 1K | 10K up | | | | | | | |
| | Cap. (μ F) | Under 1,000 | 0.80 | 1.00 | 1.25 | 1.40 | | | | | | | |
| | | 1,000 < C \leq 4,700 | 0.85 | 1.00 | 1.15 | 1.25 | | | | | | | |

DIAGRAM OF DIMENSIONS

Fig. 1

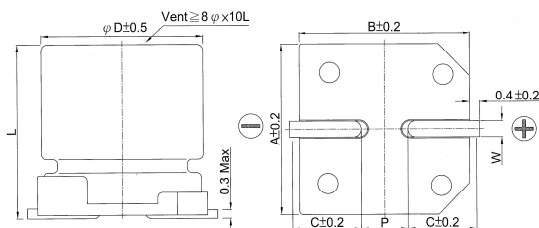
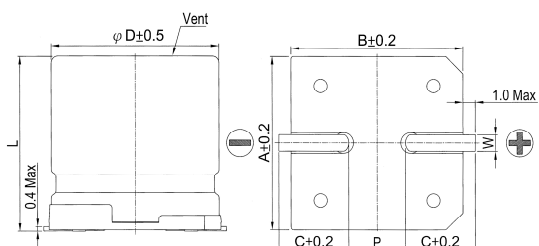


Fig. 2



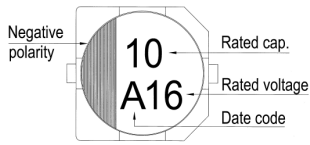
LEAD SPACING AND DIAMETER

Unit: mm

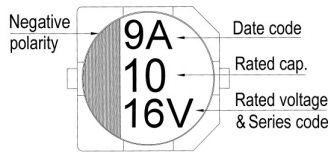
| ϕ D | L | A | B | C | W | P ± 0.2 | Fig. No. |
|----------|------------|------|------|-----|-------------|---------|----------|
| 3 | 5.3 ± 0.2 | 3.3 | 3.3 | 1.5 | 0.45 ~ 0.75 | 0.8 | 1 |
| 4 | 5.3 ± 0.2 | 4.3 | 4.3 | 2.0 | 0.5 ~ 0.8 | 1.0 | 1 |
| 5 | 5.3 ± 0.2 | 5.3 | 5.3 | 2.3 | 0.5 ~ 0.8 | 1.5 | 1 |
| 6.3 | 5.3 ± 0.2 | 6.6 | 6.6 | 2.7 | 0.5 ~ 0.8 | 2.0 | 1 |
| 6.3 | 7.7 ± 0.3 | 6.6 | 6.6 | 2.7 | 0.5 ~ 0.8 | 2.0 | 1 |
| 8 | 10 ± 0.5 | 8.4 | 8.4 | 3.0 | 0.7 ~ 1.1 | 3.1 | 1 |
| 8 | 10.3 ± 0.5 | 8.4 | 8.4 | 3.0 | 0.7 ~ 1.1 | 3.1 | 1 |
| 10 | 10 ± 0.5 | 10.4 | 10.4 | 3.3 | 0.7 ~ 1.1 | 4.7 | 1 |
| 10 | 10.3 ± 0.5 | 10.4 | 10.4 | 3.3 | 0.7 ~ 1.1 | 4.7 | 1 |
| 12.5 | 13.5 ± 0.5 | 13.0 | 13.0 | 4.8 | 1.1 ~ 1.4 | 4.4 | 2 |
| 12.5 | 16 ± 0.5 | 13.0 | 13.0 | 4.8 | 1.1 ~ 1.4 | 4.4 | 2 |
| 16 | 16.5 ± 0.5 | 17.0 | 17.0 | 5.8 | 1.1 ~ 1.4 | 6.4 | 2 |

MARKING

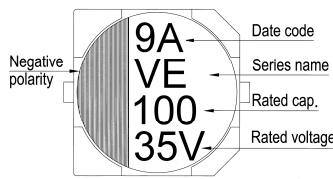
$\phi D = 3 \text{ mm}$



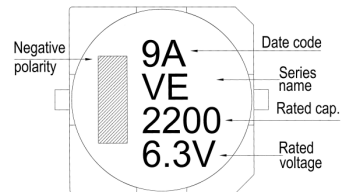
$\phi D = 4 \sim 6.3 \text{ mm}$



$\phi D = 8 \sim 10 \text{ mm}$



$\phi D \geq 12.5 \text{ mm}$



Dimension: $\phi D \times L(\text{mm})$

Ripple Current: mA/rms at 120 Hz, 85°C

DIMENSION & PERMISSIBLE RIPPLE CURRENT

| μF | V. DC Contents | 4V (0G) | | 6.3V (0J) | | 10V (1A) | | 16V (1C) | | 25V (1E) | | 35V (1V) | | 50V (1H) | | 63 (1J) | |
|---------------|-------------------|-------------------|-----|-------------------|-------|-------------------|-------|-------------------|-------|-------------------|-------|-------------------|-------|-------------------|-----|-------------------|-----|
| | | $\phi D \times L$ | mA | $\phi D \times L$ | mA | $\phi D \times L$ | mA | $\phi D \times L$ | mA | $\phi D \times L$ | mA | $\phi D \times L$ | mA | $\phi D \times L$ | mA | $\phi D \times L$ | mA |
| 0.1 | 0R1 | | | | | | | | | | | | | 4x5.3 | 3 | 4x5.3 | 2 |
| 0.22 | R22 | | | | | | | | | | | | | 4x5.3 | 5 | 4x5.3 | 3 |
| 0.33 | R33 | | | | | | | | | | | | | 4x5.3 | 6 | 4x5.3 | 4 |
| 0.47 | R47 | | | | | | | | | | | | | 4x5.3 | 7 | 4x5.3 | 5 |
| 1 | 010 | | | | | | | | | | | | | 4x5.3 | 10 | 4x5.3 | 8 |
| 2.2 | 2R2 | | | | | | | | | | | | | 4x5.3 | 14 | 4x5.3 | 12 |
| 3.3 | 3R3 | | | | | | | | | 3x5.3 | 14 | 3x5.3 | 14 | 4x5.3 | 17 | 5x5.3 | 22 |
| 4.7 | 4R7 | | | | | 3x5.3 | 14 | 3x5.3 | 14 | 4x5.3 | 26 | 4x5.3 | 26 | 4x5.3 | 20 | 5x5.3 | 25 |
| 10 | 100 | | | 3x5.3 | 16 | 4x5.3 | 26 | 4x5.3 | 26 | 5x5.3 | 44 | 5x5.3 | 44 | 5x5.3 | 35 | 6.3x5.3 | 40 |
| 22 | 220 | 3x5.3 | 16 | 4x5.3 | 26 | 5x5.3 | 44 | 4x5.3 | 30 | 5x5.3 | 47 | 5x5.3 | 47 | 6.3x5.3 | 50 | 6.3x5.3 | 139 |
| 33 | 330 | 4x5.3 | 31 | 4x5.3 | 31 | 4x5.3 | 31 | 5x5.3 | 55 | 5x5.3 | 55 | 6.3x5.3 | 67 | 6.3x7.7 | 75 | 8x10 | 139 |
| 47 | 470 | 4x5.3 | 34 | 4x5.3 | 34 | 5x5.3 | 55 | 5x5.3 | 55 | 6.3x5.3 | 75 | 6.3x7.7 | 98 | 6.3x7.7 | 75 | 10x10 | 200 |
| 68 | 680 | 5x5.3 | 58 | 5x5.3 | 58 | 5x5.3 | 58 | 6.3x5.3 | 89 | 6.3x7.7 | 109 | 6.3x7.7 | 109 | 8x10 | 190 | 10x10 | 226 |
| 100 | 101 | 5x5.3 | 58 | 6.3x5.3 | 89 | 6.3x5.3 | 89 | 6.3x5.3 | 89 | 6.3x7.7 | 109 | 6.3x7.7 | 109 | 8x10 | 190 | 10x10 | 226 |
| 220 | 221 | 6.3x5.3 | 89 | 6.3x5.3 | 89 | 6.3x7.7 | 124 | 6.3x7.7 | 124 | 8x10 | 270 | 8x10 | 270 | 10x10 | 320 | 12.5x13.5 | 500 |
| 330 | 331 | 6.3x7.7 | 124 | 6.3x7.7 | 124 | 8x10 | 290 | 8x10 | 290 | 10x10 | 400 | 10x10.3 | 400 | 12.5x13.5 | 600 | 12.5x16 | 600 |
| 470 | 471 | 8x10 | 290 | 8x10 | 290 | 10x10 | 400 | 10x10 | 400 | 10x10 | 400 | 12.5x13.5 | 750 | 12.5x16 | 740 | 16x16.5 | 850 |
| 1,000 | 102 | | | 10x10 | 430 | 10x10 | 430 | 12.5x13.5 | 750 | 12.5x13.5 | 750 | 16x16.5 | 1,100 | | | | |
| 2,200 | 222 | | | 12.5x13.5 | 890 | 12.5x13.5 | 890 | 16x16.5 | 1,100 | 16x16.5 | 1,100 | | | | | | |
| 3,300 | 332 | | | 12.5x16 | 1,000 | 16x16.5 | 1,300 | 16x16.5 | 1,300 | | | | | | | | |
| 4,700 | 472 | | | 16x16.5 | 1,400 | 16x16.5 | 1,400 | | | | | | | | | | |

| μF | V. DC Contents | 100V (2A) | | 160V (2C) | | 200V (2D) | | 250V (2E) | | 400V (2G) | | 450V (2W) | |
|---------------|-------------------|-------------------|-----|-------------------|-----|-------------------|-----|-------------------|-----|-------------------|-----|-------------------|-----|
| | | $\phi D \times L$ | mA | $\phi D \times L$ | mA | $\phi D \times L$ | mA | $\phi D \times L$ | mA | $\phi D \times L$ | mA | $\phi D \times L$ | mA |
| 4.7 | 4R7 | | | | | | | | | 12.5x13.5 | 120 | 12.5x13.5 | 120 |
| 10 | 100 | 8x10 | 90 | | | | | 12.5x13.5 | 150 | 12.5x13.5 | 120 | 12.5x16 | 130 |
| 22 | 220 | 8x10 | 90 | | | 12.5x13.5 | 240 | 12.5x13.5 | 150 | 16x16.5 | 140 | 16x16.5 | 140 |
| 33 | 330 | 10x10 | 120 | 12.5x13.5 | 290 | 12.5x16 | 310 | 12.5x16 | 240 | 16x16.5 | 140 | | |
| 47 | 470 | 10x10 | 120 | 12.5x16 | 370 | 16x16.5 | 420 | 16x16.5 | 340 | | | | |
| 68 | 680 | 12.5x13.5 | 380 | 16x16.5 | 500 | 16x16.5 | 420 | | | | | | |
| 100 | 101 | 12.5x13.5 | 440 | | | | | | | | | | |
| 220 | 221 | 16x16.5 | 600 | | | | | | | | | | |